



INSERTS / INSERTI								SINGLE LEVER HOODS & HOUSINGS / CUSTODIE MOBILI E FISSE CON CHIUSURA A LEVA SINGOLA																				
Size	S-A Series / Serie 250 Volt 16 Amps		S-A Series / Serie 250 Volt 10 Amps		S-Q 0/5 Series / Serie 230/400 Volt 16 Amps		S-D Series / Serie 250 Volt 10 Amps		S-D Series / Serie 250 Volt 10 Amps		TOP Entry Ingr. VERTICALE		SIDE Entry Ingr. LATERALE		Coupler Accoppiatore		Bulkhead Mount Mont. ad INCASSO		Bulkhead Mount ANGLE Mont. ad INCASSO ANG.		SURFACE Mount Mont. a PARETE		COVER Male Insert COP. per inserti MASCHIO		COVER Female Insert COP. per inserti FEMMINA			
3A	Male 7203.8101.0	Female 7203.6001.0	Male 7204.8102.0	Female 7204.6002.0	Male 7205.5901.0	Female 7205.5801.0	Male 7107.4101.0	Female 7107.4001.0	Male 7108.4102.0	Female 7108.4002.0	Metal 7803.8228.0	Plastic 7803.8227.0	Metal 7803.8232.0	Plastic 7803.8229.0	Metal 7803.8202.0	Plastic 7803.8201.0	Metal 7803.8204.0	Plastic 7803.8203.0	Metal 7803.8226.0	Plastic 7803.8225.0	Metal 7803.6904.0	Plastic 7803.6903.0	Metal 7803.6802.0	Plastic 7803.6801.0				

INSERTS / INSERTI				SINGLE LEVER HOODS & HOUSINGS / CUSTODIE MOBILI E FISSE CON CHIUSURA A LEVA SINGOLA														
Size	S-QD 8 Series / Serie 500 Volt 16 Amps		S-QD 17 Series / Serie 250 Volt 16 Amps		S-QD 4/2 Series / Serie 460/690 + 250 Volt 4 x 40 Amps + 2 x 10 Amps		DIA cable Ø mm	TOP Entry Ingr. VERTICALE	DIA cable Ø mm	SIDE Entry Ingr. LATERALE	DIA cable Ø mm	COUPLER Accoppiatore	DIA cable Ø mm	Bulkhead Ang. + 1 cab. entry ad INCASSO + 1 Ingr. lat.	Bulkhead Mount Mont. ad INCASSO	Bulkhead Mount ANGLE Mont. ad INCASSO ANG.	COVER Male Insert COP. per inserti MASCHIO	COVER FEMALE Insert COP. per inserti FEMMINA with GASKET / con GUARNIZIONE
32 x 13	Male 7608.5907.0	Female 7608.5807.0	Male 7617.5911.0	Female 7617.5811.0	Male 7608.5915.0	Female 7608.5815.0	8-14	7908.6646.1	8-14	7908.6640.1	8-14	7908.6667.1	8-14	7908.6663.1	7808.6660.1	7808.6669.1	7808.6666.1	7808.6665.1


INSERTS / INSERTI				SINGLE LEVER HOODS & HOUSINGS / CUSTODIE MOBILI E FISSE CON CHIUSURA A LEVA SINGOLA										DOUBLE LEVER HOODS & HOUSINGS / CUSTODIE MOBILI E FISSE CON CHIUSURA A DOPPIA LEVA									
Size	S-A Series / Serie 250 Volt 16 Amps		S-D Series / Serie 250 Volt 10 Amps		TOP Entry Ingr. VERTICALE	SIDE Entry Ingr. LATERALE	SURFACE Mounting Mont. a PARETE	SURF. Mounting with COVER Mont. a PARETE con COP.	BULKHEAD Mounting Mont. ad INCASSO	COVERCHIO	Cov. + LEVER COP. + LEVA	TOP Entry Ingr. VERTICALE	SIDE Entry Ingr. LATERALE	SURFACE Mounting Mont. a PARETE	BULKHEAD Mounting Mont. ad INCASSO	REVERSED 4 PEGS and COVER ROVESCIAIA 4 PEGG + COP.	REVERSED Top Entry ROVESCIAIA Ingr. VERTICALE	REVERSED Side Entry ROVESCIAIA Ingr. LATERALE	COVER COPERCHIO				
10A	Male 7210.4411.0	Female 7210.4401.0	Male 7210.4461.0	Female 7210.4451.0	M 20 7810.4550.0	M 20 HC 7810.4551.0	M 20 7810.4501.0	M 20 7810.4511.0	M 20 7810.4503.0	M 20 7810.4513.0	M 20 7810.4511.0	M 20 7810.4512.0	M 20 7810.4512.0	M 20 7810.4512.0	M 20 7810.4512.0	M 20 7810.4512.0	M 20 7810.4512.0	M 20 7810.4512.0	M 20 7810.4512.0				

Type	«Size»	Housing space for inserts with screw fixing centre distance X-Y (mm)
3A	«21 x 21»	21 x 21
10A	«49 x 16»	49,5 x 16
16A	«66 x 16»	66 x 16
32A	«66 x 40»	66 x 16 (2 inserts)
6B	«44 x 27»	44 x 27
10B	«57 x 27»	57 x 27
16B	«77 x 27»	77,5 x 27
24B	«104 x 27»	104 x 27
32B	«77 x 62»	77,5 x 27 (2 inserts)
48B	«104 x 62»	104 x 27 (2 inserts)
QD	«32 x 13»	32,2 x 13,4
Tipo	Grandezza custodie	Interassi di fissaggio



# FAST CHECK

INSERTS / INSERTI										SINGLE LEVER HOODS & HOUSINGS / CUSTODIE MOBILI E FISSE CON CHIUSURA A LEVA SINGOLA										DOUBLE LEVER HOODS & HOUSINGS / CUSTODIE MOBILI E FISSE CON CHIUSURA A DOPPIA LEVA												
Size	S-D Series / Serie 250 Volt 10 Amps		S-DD Series / Serie 250 Volt 10 Amps		S-E Series / Serie 500 Volt 16 Amps		S-ES Series / Serie 500 Volt 16 Amps		S-EP Series / Serie 500 Volt 16 Amps		S-EE Series / Serie 500 Volt 16 Amps		S-HSB Series / Serie 830 Volt 35 Amps		S-K Series / Serie 830 Volt 80 Amps		S-K Series / Serie 830 / 500 Volt 80 + 16 Amps		TOP Entry Ingr. VERTICALE	SIDE Entry Ingr. LATERALE	SURFACE Mount Mont. a PARETE	SURF. Mount w COVER Mont. a PARETE con COP.	Bulkhead Incasso	Coupler Accoppiatore	Cover Coperchio	TOP Entry Ingr. VERTICALE	SIDE Entry Ingr. LATERALE	SURFACE Mount Mont. a PARETE	Bulkhead Incasso	Cable-to-cable Da cavo a cavo	Cover Coperchio	
6B	Male 7124.4140.0	Female 7124.4040.0	Male 7124.4140.0	Female 7124.4040.0	Male 7306.6103.0	Female 7306.6003.0	Male 7306.6161.0	Female 7306.6061.0	Male 7306.5951.0	Female 7306.5851.0	Male 7306.5961.0	Female 7306.5861.0	Male 7310.6190.0	Female 7310.6090.0	M 20 7806.6553.0	M 20 7806.6554.0	M 20 7806.6551.0	M 20 7806.6552.0	M 20 7806.6553.0	M 20 7806.6554.0	M 20 7806.6551.0	M 20 7806.6552.0	M 20 7806.6553.0	M 20 7806.6554.0	M 20 7806.6551.0	M 20 7806.6552.0	M 20 7806.6553.0	M 20 7806.6554.0	M 20 7806.6551.0	M 20 7806.6552.0	M 20 7806.6553.0	M 20 7806.6554.0



**Abbreviations**  
PE = Ground      HC = High Construction      With COVER      Thread x2 = Double entry  
PE = TERRA      HC = COSTRUZIONE ALTA      Con COPERCHIO      Filettatura x2 = DOPPIA entrata

INSERTS / INSERTI				SINGLE LEVER HOODS & HOUSINGS / CUSTODIE MOBILI E FISSE CON CHIUSURA A LEVA SINGOLA									
Size	S-A Series / Serie	S-A Series / Serie	S-Q 0/5 Series / Serie	S-D Series / Serie	S-D Series / Serie	TOP Entry Ingr. VERTICALE	SIDE Entry Ingr. LATERALE	Coupler Accoppiatore	Bulkhead Mount Mont. ad INCASSO	Bulkhead Mount ANGLE Mont. ad INCASSO ANG.	SURFACE Mount Mont. a PARETE	COVER Male Insert COP. per inserti MASCHIO	COVER Female Insert COP. per inserti FEMMINA
3A	Male 7203.6101.0 250 Volt 16 Amps	Female 7204.6102.0 250 Volt 16 Amps	Male 7605.5901.0 230/400 Volt 16 Amps	Female 7107.4101.0 250 Volt 10 Amps	Female 7108.4102.0 250 Volt 10 Amps	7203.6201.0	7803.6210.0	7803.6210.0	7803.6202.0	7803.6203.0	7803.6205.0	7803.6804.0	7803.6802.0
	3 +PE Screw Terminal / A vite	4 +PE Screw Terminal / A vite	5 +PE Crimp Contacts / A crimpare	7 +PE Crimp Contacts / A crimpare	8 Crimp Contacts / A crimpare	7803.6207.0	7803.6209.0	7803.6211.0	7803.6202.0	7803.6203.0	7803.6205.0	7803.6804.0	7803.6802.0

INSERTS / INSERTI			SINGLE LEVER HOODS & HOUSINGS / CUSTODIE MOBILI E FISSE CON CHIUSURA A LEVA SINGOLA									
Size	S-QD 8 Series / Serie	S-QD 17 Series / Serie	S-QD 4/2 Series / Serie	TOP Entry Ingr. VERTICALE	SIDE Entry Ingr. LATERALE	COUPLER Accoppiatore	Bulkhead Mount Mont. ad INCASSO	Bulkhead Mount ANGLE Mont. ad INCASSO ANG.	COVER Male Insert COP. per inserti MASCHIO	COVER FEMALE Insert COP. per inserti FEMMINA con GASKET / con GUARNIZIONE		
32 x 13	Male 7608.5907.0 500 Volt 16 Amps	Female 7617.5911.0 250 Volt 16 Amps	Male 7608.5915.0 460/690 + 250 Volt 4 x 40 Amps 2 x 10 Amps	8-14 7908.6646.1	8-14 7908.6640.1	8-14 7908.6667.1	8-14 7908.6663.1	8-14 7908.6661.1	8-14 7908.6663.1	8-14 7908.6665.1		
	8 +PE Crimp Contacts / A crimpare	17 +PE Crimp Contacts / A crimpare	4+2 +PE Crimp Contacts / A crimpare	11-18 7908.6648.1	11-18 7908.6643.1	11-18 7908.6668.1	11-18 7908.6664.1	11-18 7908.6666.1	11-18 7908.6668.1	11-18 7908.6666.1		

INSERTS / INSERTI		SINGLE LEVER HOODS & HOUSINGS / CUSTODIE MOBILI E FISSE CON CHIUSURA A LEVA SINGOLA										DOUBLE LEVER HOODS & HOUSINGS / CUSTODIE MOBILI E FISSE CON CHIUSURA A DOPPIA LEVA									
Size	S-A Series / Serie	S-D Series / Serie	TOP Entry Ingr. VERTICALE	SIDE Entry Ingr. LATERALE	SURFACE Mounting Mont. a PARETE	SURF. Mounting with COVER Mont. a PARETE con COP.	BULKHEAD Mounting Mont. ad INCASSO	COVER COPERCHIO	Cov. + LEVER	TOP Entry Ingr. VERTICALE	SIDE Entry Ingr. LATERALE	SURFACE Mounting Mont. a PARETE	BULKHEAD Mounting Mont. ad INCASSO	REVERSED 4 Page and COVER ROVESCIATA 4 Pemi + COP.	REVERSED Top Entry ROVESCIATA Ingr. VERTICALE	REVERSED Side Entry ROVESCIATA Ingr. LATERALE	COVER COPERCHIO				
10A	Male 7210.4411.0 250 Volt 16 Amps	Female 7210.4401.0 250 Volt 16 Amps	7115.4106.0	7115.4006.0	7810.4552.0	7810.4553.0	7810.4515.0	7810.4517.0	7810.4517.0	7810.4517.0	7810.4517.0	7810.4517.0	7810.4517.0	7810.4517.0	7810.4517.0	7810.4517.0	7810.4517.0				
	10 +PE Screw Terminal / A vite	15 +PE Crimp Contacts / A crimpare	7810.4552.0	7810.4553.0	7810.4553.0	7810.4553.0	7810.4515.0	7810.4517.0	7810.4517.0	7810.4517.0	7810.4517.0	7810.4517.0	7810.4517.0	7810.4517.0	7810.4517.0	7810.4517.0	7810.4517.0				

INSERTS / INSERTI										SINGLE LEVER HOODS & HOUSINGS / CUSTODIE MOBILI E FISSE CON CHIUSURA A LEVA SINGOLA										DOUBLE LEVER HOODS & HOUSINGS / CUSTODIE MOBILI E FISSE CON CHIUSURA A DOPPIA LEVA									
Size	S-D Series / Serie	S-DD Series / Serie	S-E Series / Serie	S-ES Series / Serie	S-EP Series / Serie	S-EE Series / Serie	S-HSB Series / Serie	S-K Series / Serie	S-K Series / Serie	TOP Entry Ingr. VERTICALE	SIDE Entry Ingr. LATERALE	SURFACE Mounting Mont. a PARETE	SURF. Mount. w COVER Mont. a PARETE con COP.	Bulkhead Incasso	Coupler Accoppiatore	Cover Copercchio	TOP Entry Ingr. VERTICALE	SIDE Entry Ingr. LATERALE	SURFACE Mounting Mont. a PARETE	Bulkhead Incasso	Cable-to-cable Da cavo a cavo	Cover Copercchio							
6B	Male 7124.4140.0 250 Volt 10 Amps	Female 7124.4040.0 250 Volt 10 Amps	7306.6103.0	7306.6161.0	7306.6003.0	7306.6061.0	7306.6141.0	7304.6044.0	7306.6145.0	7806.6503.0	7806.6502.0	7806.6301.0	7806.6312.0	7806.6540.0	7806.6540.0	7806.6818.0	7806.6542.0	7806.6540.0	7806.6301.0	7806.6312.0	7806.6312.0	7806.6312.0	7806.6312.0						
	24 +PE Crimp Contacts / A crimpare	6 +PE Screw Terminal / A vite	7306.6103.0	7306.6161.0	7306.6003.0	7306.6061.0	7306.6141.0	7304.6044.0	7306.6145.0	7806.6503.0	7806.6502.0	7806.6301.0	7806.6312.0	7806.6540.0	7806.6540.0	7806.6818.0	7806.6542.0	7806.6540.0	7806.6301.0	7806.6312.0	7806.6312.0	7806.6312.0	7806.6312.0	7806.6312.0					

Type	«Size»	Housing space for inserts with screw fixing centre distance X-Y (mm)
3A	«21 x 21»	21 x 21
10A	«49 x 16»	49,5 x 16
16A	«66 x 16»	66 x 16
32A	«66 x 40»	66 x 16 (2 inserts)
6B	«44 x 27»	44 x 27
10B	«57 x 27»	57 x 27
16B	«77 x 27»	77,5 x 27
24B	«104 x 27»	104 x 27
32B	«77 x 62»	77,5 x 27 (2 inserts)
48B	«104 x 62»	104 x 27 (2 inserts)
QD	«32 x 13»	32,2 x 13,4

Type	Grandezza custodie	Interassi di fissaggio
3A	«21 x 21»	21 x 21
10A	«49 x 16»	49,5 x 16
16A	«66 x 16»	66 x 16
32A	«66 x 40»	66 x 16 (2 inserts)
6B	«44 x 27»	44 x 27
10B	«57 x 27»	57 x 27
16B	«77 x 27»	77,5 x 27
24B	«104 x 27»	104 x 27
32B	«77 x 62»	77,5 x 27 (2 inserts)
48B	«104 x 62»	104 x 27 (2 inserts)
QD	«32 x 13»	32,2 x 13,4

Wire Filo	10 Amps Crimp Contacts CONTATTI A CRIMPARRE 10A				16 Amps Crimp Contacts CONTATTI A CRIMPARRE 16A				40 Amps Crimp Contacts CONTATTI A CRIMPARRE 40A			
	Female / Femmina	Male / Maschio	Female / Femmina	Male / Maschio	Female / Femmina	Male / Maschio	Female / Femmina	Male / Maschio				
0.14-0.37	26-22	26-22	26-22	26-22	26-22	26-22	26-22	26-22				
0.5	20	20	20	20	20	20	20	20				
0.75	18	18	18	18	18	18	18	18				
1.0	17	17	17	17	17	17	17	17				
1.5	16	16	16	16	16	16	16	16				
2.5	14	14	14	14	14	14	14	14				
4.0	12	12	12	12	12	12	12	12				
6.0	10	10	10	10	10	10	10	10				

Wire Filo	Packing / Reel	10 Amps STAMPED Crimp Contacts for insert S-D, S-DD, S-Q, S-QD series
mm2	AWG	Female / Femmina
0.14-1.0	26-17	7100.4031.0
0.14-1.0	26-17	7100.4032.0
0.14-1.0	26-17	7100.4033.0
0.75-2.5	18-14	7100.4037.0
0.75-2.5	18-14	7100.4038.0
0.75-2.5	18-14	7100.4039.0

**2000 pcs REEL / Bobina**    **400 pcs REEL / Bobina**    **100 pcs BAG / Saccetto**

**DIN rail Mounting Kits / Kit per montaggio a guida DIN**  
 for size 6B inserts / per inserti 6B    7006.7009.0  
 for size 10B inserts / per inserti 10B    7016.7009.0  
 for size 16B inserts / per inserti 16B    7024.7009.0  
 for size 24B inserts / per inserti 24B    7024.7009.0  
 Inserts removal tool / utensilio estrattore    8500.7848.0

**IP66 Cable Glands for RIBBON CABLE**  
 Pressavviti IP66 per Cavo Piatti  
 Ribbon Cable Dim. a x b (mm)  
 10B 3.8-5.1 x 18-22    7000.7360.0  
 16B 3.8-5.1 x 42-46    7000.7370.0  
 16B 3.8-5.1 x 48-53    7000.7371.0  
 24B 3.8-5.1 x 62-66    7000.7380.0  
 24B 4.5-5.7 x 72-76    7000.7381.0

**Crimp Contact Tools**  
 Utensili per contatti a crimpare  
 Crimping tool / Pinza per crimpare    8500.7925.0  
 Removal tool 10A contacts / Estrattore    8500.7940.0  
 Removal tool 16A contacts / Estrattore    8500.7945.0  
 Insertion tool 10A contacts for wire Ø 0.14-1.5 mm<sup>2</sup> / Insertore    8500.7948.0

IP66 Cable Glands with gasket Pressavviti IP66 con Guarnizione										IP66 Cable Glands w Nut & Gasket Pressavviti IP66 con Guarn. + dado										IP66 Cable Glands - 5 bar Pressavviti IP66 - 5 bar									
Type	Carb. mm <sup>2</sup>	Thr. Filo	Grey / Grigio	Light Grey / Grigio chiaro	Black / Nero	Type	Carb. mm <sup>2</sup>	Thr. Filo	Grey / Grigio	Light Grey / Grigio chiaro	Black / Nero	Type	Carb. mm <sup>2</sup>	Thr. Filo	Black / Nero														
3-6.5	Pg7	7000.7829.0	7000.7829.0	7000.7829.1	7000.7829.2	3-6.5	Pg7	7000.7829.5	7000.7829.7	7000.7829.6	7000.7829.8	4-10	Pg11	7000.6825.0															
4-8	Pg8	7000.7830.0	7000.7830.2	7000.7830.1	7000.7830.3	4-8	Pg8	7000.7830.5	7000.7830.7	7000.7830.6	7000.7830.8	5-12	Pg13.5	7000.6826.0															
6-11	Pg11	7000.7831.0	7000.7831.2	7000.7831.1	7000.7831.3	6-11	Pg11	7000.7831.5	7000.7831.7	7000.7831.6	7000.7831.8	16	Pg16	7000.6827.0															
8-13	Pg13	7000.7832.0	7000.7832.2	7000.7832.1	7000.7832.3	8-13	Pg13	7000.7832.5	7000.7832.7	7000.7832.6	7000.7832.8	11-18	Pg21	7000.6828.0															
9-13	Pg13	7000.7833.0	7000.7833.2	7000.7833.1	7000.7833.3	9-13	Pg13	7000.7833.5	7000.7833.7	7000.7833.6	7000.7833.8	16-25	Pg29	7000.6829.0															
13-18	Pg18	7000.7834.0	7000.7834.2	7000.7834.1	7000.7834.3	13-18	Pg18	7000.7834.5	7000.7834.7	7000.7834.6	7000.7834.8	19-36	Pg36	7000.6830.0															
17.5-25	Pg29	7000.7835.0	7000.7835.2	7000.7835.1	7000.7835.3	17.5-25	Pg29	7000.7835.5	7000.7835.7	7000.7835.6	7000.7835.8	30-38	Pg42	7000.6831.0															
22-38	Pg42	7000.7836.0	7000.7836.2	7000.7836.1	7000.7836.3	22-38	Pg42	7000.7836.5	7000.7836.7	7000.7836.6	7000.7836.8	4-10	M16	7000.6896.0															
32-38	Pg42	7000.7837.0	7000.7837.2	7000.7837.1	7000.7837.3	32-38	Pg42	7000.7837.5	7000.7837.7	7000.7837.6	7000.7837.8	8-14	M20	7000.6831.0															
37-44	Pg48	7000.7838.0	7000.7838.2	7000.7838.1	7000.7838.3	37-44	Pg48	7000.7838.5	7000.7838.7	7000.7838.6	7000.7838.8	11-18	M25	7000.6832.0															
3-6.5	M12	7000.7821.0	7000.7821.2	7000.7821.1	7000.7821.3	3-6.5	M12	7000.7821.5	7000.7821.7	7000.7821.6	7000.7821.8	14-21	M52	7000.6833.0															
4-8	M16	7000.7822.0	7000.7822.2	7000.7822.1	7000.7822.3	4-8	M16	7000.7822.5	7000.7822.7	7000.7822.6	7000.7822.8	19-28	M40	7000.6834.0															
7-12	M20	7000.7823.0	7000.7823.2	7000.7823.1	7000.7823.3	7-12	M20	7000.7823.5	7000.7823.7	7000.7823.6	7000.7823.8	24-38	M50	7000.6835.0															
11-18	M25	7000.7824.0	7000.7824.2	7000.7824.1	7000.7824.3	11-18	M25	7000.7824.5	7000.7824.7	7000.7824.6	7000.7824.8	30-38	M40	7000.6836.0															
12-21	M32	7000.7825.0	7000.7825.2	7000.7825.1	7000.7825.3	12-21	M32	7000.7825.5	7000.7825.7	7000.7825.6	7000.7825.8	30-38	M40	7000.6837.0															
22-32	M40	7000.7826.0	7000.7826.2	7000.7826.1	7000.7826.3	22-32	M40	7000.7826.5	7000.7826.7	7000.7826.6	7000.7826.8	30-38	M40	7000.6838.0															
30-38	M40	7000.7827.0	7000.7827.2	7000.7827.1	7000.7827.3	30-38	M40	7000.7827.5	7000.7827.7	7000.7827.6	7000.7827.8	30-38	M40	7000.6839.0															
35-44	M53	7000.7828.0	7000.7828.2	7000.7828.1	7000.7828.3	35-44	M53	7000.7828.5	7000.7828.7	7000.7828.6	7000.7828.8	30-38	M40	7000.6840.0															

**Plugs w/Gasket Tappi con Guarnizione**  
 Thread / Filettatura    7000.7783.0  
 Pg7    7000.7784.0  
 Pg9    7000.7785.0  
 Pg11    7000.6890.0  
 Pg13.5    7000.6891.0  
 Pg16    7000.6892.0  
 Pg21    7000.6893.0  
 Pg29    7000.6894.0  
 Pg36    7000.6895.0  
 Pg42    7000.6896.0  
 M12    7000.6897.0  
 M16    7000.6898.0  
 M20    7000.6899.0  
 M25    7000.6900.0  
 M32    7000.6901.0  
 M40    7000.6902.0  
 M50    7000.6903.0  
 M63    7000.6904.0

**Pg to NPT Adapters Adattatori da G a NPT**  
 Thread / Filettatura    Thread / Thread  
 Pg7    3/8"    7000.6928.0  
 Pg11    1/2"    7000.6929.0  
 Pg13.5    3/4"    7000.6930.0  
 Pg16    1"    7000.6931.0  
 Pg21    1 1/4"    7000.6932.0  
 Pg29    1 3/4"    7000.6933.0  
 Pg36    2"    7000.6934.0  
 Pg42    2 1/4"    7000.6